

UTRGV-EHS-CCP Program **Three-Year Old** Remote Teaching Instructional Guide **October 26-30, 2020**

Learning Outcomes: Children will learn about different kinds of pets and way to take care of them. Understanding that pets have needs and require special care can help children learn to be more compassionate and caring towards others.
bird, cat, dog, goldfish, guinea pig, hamster, hermit crab, turtle

Mental Health: Dr. Bailey's Conscience Discipline Strategies Use emotion faces on a stick and ask, "HOW DO YOU FEEL?"	<u>Unite</u>	<u>Calm</u>	<u>Connect</u>	<u>Commit</u>
	<p style="text-align: center;"><i>Morning Song:</i> <i>Hello friends by Dr Jean.</i></p>	<p>Demonstrate panting like a dog. This breathing will help us think and keep us calm.</p>	<p>Demonstrate training a dog to shake someone's hand. Take the role of a trainer and select a child to be the dog. [puppet or stuff animal] Make eye contact with the "dog" and say: Let's shake "Give me your paw". Encourage child to make a positive interaction with puppet.</p>	<p>Demonstrates "Walking feet" Point out that waking feet means we keep safe by walking inside our homes. Tell the child they are also safe because they are with their family/guardian.</p>

Morning Message: Have the child **LISTEN** the following sentences throughout the week. When meeting with your families and children, take the opportunity and ask them if they have pets. This will open the conversation to use the vocabulary of the week: **dog, cat, bird, goldfish, veterinarian, and bunny.** *Let parents/guardians know that these will be statements and words you would like them to use throughout the week to encourage the language and conversation.*







My pet's name is _____.



My pet likes to play _____.

My pet likes to eat _____.

Theme 2: My Family and my Friends Week 3: Pets	Family Connection	Family Activity	Nursery Rhyme/s and Vocabulary Development Support	Enrichment Activities	Special Need Adaptations
---	-------------------	-----------------	--	-----------------------	--------------------------

Literacy

<p>Wonderful Words of the Week: clue cozy rectangle square sort</p>	<p>Title of the Story: <i>Jasper's New Bed</i></p>  <p>Read Aloud Tips: Use hand motions, different tones and pitches in your voice to tell the story. Intonations: Deep Voice, Medial Tone, and High Pitch sound. Before: What do you think the book, is about? During: Do you have a pet at home? If so, what kind of pet and what's his name? After: Why do you think Jasper chose the rectangular blue bed? What bed would you have chosen? Learning Outcomes: Child engages in and maintains positive interactions and</p>	<p>Family Activity</p> <p>Draw your pet on paper using crayons and markers.</p> <p>Use expressive vocabulary such as Clue, cozy, rectangle, and sort.</p> <p>Practice these words daily around the house.</p> <p>While lying in bed, ask child "are you cozy?"</p> 	<p>Nursery Rhyme/s and Vocabulary Development Support</p> <p>Old McDonald Include dog and cat in the rhyme. Use your mascot!</p> <p>Entrance Song: Hello Friend https://youtu.be/3ywlu30lqKA</p> <p>Closing Song: Mr. Sun Youtube https://youtu.be/89wFzRsg1EYing</p>	<p>Enrichment Activities</p> <p>Have parents assist and guide children into molding a pet out of playdough.</p>  <p>Song: B-I-N-G-O (curriculum guide)</p> <p>There was a farmer who had a dog and Bingo was his name-o B-I-N-G-O, B-I-N-G-O, B-I-N-G-O, and Bingo was his name-o</p> 	<p>Special Need Adaptations</p> <p>Children who are nonverbal can still communicate information by pointing.</p>
--	---	--	--	--	---


	<p>relationships with other children. Children expresses care and concern towards others. Child has a sense of belonging to family, community, and other groups.</p> <p>English YouTube Video: </p> <p>Spanish YouTube Video: </p>				
--	--	--	--	--	--

Math

Wonderful Words of the Week:

in front
behind
in
inside
out
outside,
over
under

Title: "Spatial Relationships"



Learning Goals:
This week the child will learn about different kinds of pets and how to take care of them. Understanding that pets have needs and require special care can help children learn to be more compassionate and caring towards others.

Learning Outcome: Child explores the positions of objects in space. (P-Math-10)

Procedure:
Place stuffed dog in various locations relative to his doghouse (box) to demonstrate location and position words (behind, in front of,

Family Connections Theme 2

Card #8 Pets are an important part of some families. Maybe you have one. Invite your child to go with you on a neighborhood pet walk. You may have to use your ears as well as your eyes as you look and listen for clues that a pet is nearby.




Nursery Rhyme/s and Vocabulary Development Support







Hands Up pg 45

Entrance Song: Hello Friends Dr. Jean
<https://youtu.be/3ywlu30lqKA>

Closing Song: See You Later Alligator
<https://youtu.be/l3jDgBKD910>





Enrichment Activities
Encourage children to use position vocabulary instead of pointing.
"See the squirrel on the fence." The tomato behind the leaf is ripe.
Introduce the Words translated to Sign Language



The dog is in the bowl. 	The dog is in the doghouse. 	The bone is in the bowl. 
The paw print is in the doghouse. 	The paw print is in the bowl. 	in 

Special Need Adaptations
Use gestures and pictures prior to completing spatial relationships activity



	<p>outside, in, out, over, under, inside). Discuss here dogs typically live (in the house, outside in the yard, in a doghouse etc.) If time permits, hide the stuffed dog and provide clues for finding it using location words.</p> <p>Learning Outcomes: Child explores the positions of objects in space. (P-Math-10) Child shows understanding of word categories and relationships among words (P-LC 7)</p> <p>English YouTube Video:</p>  <p>Spanish YouTube Video:</p> 				
--	---	--	--	--	--

Pretend and Learn

<p>Wonderful Words of the Week: Veterinarian</p> <p>Pet</p> <p>Dog</p> <p>Cat</p> <p>Fish</p>	<p>“Being Veterinarians” Pets are an important part of some families. Maybe you have one. Invite your child to go with you on a neighborhood pet walk. You may have to use your ears as well as your eyes as you look and listen for clues that a pet is nearby.</p>	<p>Family Connections</p> <p>Pet Walk: Pets are an important part of some families. Maybe you have one. Invite your child to go with you on a neighborhood pet walk. You may have to use your ears as well as your eyes as you look and listen for clues that a pet is nearby</p>	<p>Nursery Rhyme/s and Vocabulary Development Support</p> <p>Oh Where Has My Little Dog Gone https://youtu.be/i4lNnR43Xc0</p>  <p>Entrance Song: Hello Friend https://www.youtube.com/watch?v=VsyYeWVYDdM</p> <p>Closing Song: Bye Bye Goodbye</p>	<p>Enrichment Activities Workshop I Have a Pet:</p> <p>https://www.youtube.com/watch?v=pWepfJ-8XU0</p> 	<p>Special Need Adaptations Items for this activity can be stuffed animals for their pets. If the child is having difficulties identifying the pets allow child to name one pet/animal. Let child explore about different pets a family can have. Review</p>
--	---	---	---	---	---



Greet the children and their families, Let them know what is going to pretend to be. Ask if they know what a veterinarian is, ask if they have pets. Take out Material box show the material, stethoscope, picture of pet. Then began to check pet as a veterinarian, ears paws, tail, heart. Pets are a part of our families they need love and caring for as well. Now it is your turn to check your pets as veterinarian.

Questions:

Before: Do you know what a veterinarian is? Do you have a pet? What kind of pet is it?

During: Will you help me check my pet? What can we check on our pets? (ears, paws, tail back.)

After: My pet just needed a hug and to be cared for. What do you say and let's hug our pets and show them love?



Learning Outcomes:

Child expresses creativity in thinking and communication. (P-ATL12)
Child uses imagination in play and interaction with others. (P-ATL 13)











<https://www.youtube.com/watch?v=PraN5ZoSjiY>

the vocabulary words before the activity: Veterinarian, pet, dog, cat, fish.


	<p>Child engages in cooperative play with children. (P-SE 4) Child understands and uses a wide variety of words with a variety of purpose. (P-LC 6) interaction with others.</p> <p>English YouTube Video:</p>  <p>Spanish YouTube Video:</p> 				
--	---	--	--	--	--

Art/Creativity Station

<p>Wonderful Words of the Week:</p> <p>Veterinarian</p> <p>Pet</p>	<p>Creating My Pet</p>  <p>Paint the paper plate Draw ears and eyes Cut and paste with marker/crayon Glue or tape popsicle stick behind the mask</p> <p>Learning Outcomes:</p> <p>PPMP3: Child demonstrates increasing control, strength, and coordination of small muscles P-ATL 10: Child demonstrates initiative and independence P-ATL 12: Child expresses creativity in thinking and communication</p>	<p>Family Connections</p> <p>Pets are an important part of some families. Maybe you have one. Invite your child to go with you on a neighborhood walk. You may have to use your ears as well as your eyes as you look and listen for clues that a pet is nearby.</p> 	<p>Nursery Rhyme/s and Vocabulary Development Support</p> <p>BINGO Super Simple Songs</p> <p>https://youtu.be/9mmF8zOlh_g</p> <p>Entrance Song:</p>  <p>Hello! Super Simple Songs</p> <p>https://youtu.be/tVlcKp3bWH8</p> <p>Closing Song:</p>	<p>Enrichment Activities</p> <p>Let's Draw our Pet:</p>  	<p>Special Need Adaptations</p> <p>Parents may have pictures of common pets like: dog, cat, bird on a device to help child visualize the pet if not visible.</p>
---	---	---	--	---	---

	<p>Before: Do you have a pet? What pet do you have?</p> <p>During: What is your pet's name? What color is your pet? What size is your pet?</p> <p>After: Who takes care of your pet? How do you take care of your pet? If your pet gets sick who and where can we take them so they can feel better?</p> <p>English YouTube Video:</p>  <p>Spanish YouTube Video:</p> 		<p>See You Later, Alligator Goodbye Song Super Simple Songs</p> <p>https://youtu.be/UQfvAlmr5g0</p> 		
--	---	--	---	--	--

STEAM Building Structures


<p>Wonderful Words of the Week:</p> <p>Cat dog, bunny graph pets</p>	<p>Activity: Pet Graph</p>  <p>Learning Outcomes:</p>	<p>Family Connections</p> <p>Connect the activity to the future: explain to children that graphs is an easy way to show the results of an</p>	<p>Nursery Rhyme/s and Vocabulary Development Support</p> <p>Three Little Kittens https://youtu.be/9aAktiROuaw</p>	<p>Enrichment Activities Questions to ask before, during and after your lesson Use your Classroom Mascot!</p> <p>Before: What is your favorite pet? What sounds does he make? During: Which pet do you think your family members would like the most?</p>	<p>Special Need Adaptation Review vocabulary words before activity Use sentence</p>
---	--	--	---	--	--

Child recognizes the number of objects in a small set (subitizing) (P-MATH 2)
Child understands the relationship between numbers and quantities (P-MATH 3)
Child analyzes results, draws conclusions, and communicates results (P-SCI 6).

Procedures

1. In advance, place the pet graph labels and pictures across the bottom of a poster board.
2. Tell children that you want to know which pet is the most popular with the family members. Ask children to think of a graph as an easy way to see the result of an investigation.
3. Show children the poster and ask him/her to identify and discuss each pet (sounds they make, sizes, colors, etc.)
4. Write the name of the child on a post it, and ask him/her to place it on top of the picture of their favorite pet.
5. Now instruct the children to go around his family members asking which is their favorite pet, and place a sticky note with their name on top of their favorite pet.
6. At the end ask children to observe the graph, count how many people voted for each one of the pets, and discuss which is the most popular pet in the household.

investigation, and that it can be used for school work or for fun. Also, graphs can show important information that can help us make good decisions, for example, if your family members like apples better than bananas, then mommy can buy more apples than bananas.



Entrance and closing song
The Little Chick Cheep
<https://youtu.be/Mx8s6ZACZFU>



Use your mascot!

After: What is the graph telling us? what is the favorite pet in the family? Do you think the graph would be the same if you include your relatives?

Song/s related to the Theme

"Bingo"







<https://youtu.be/8h4jhJ9iENo>

stems to facilitate children's participation . Encourage children to repeat after you: "My favorite pet is_____". Ask the child to point to the picture of his or her favorite pet and have him/her repeat the word, then the complete sentence.

Also, explain that pets have needs and require special care. Always play gentle with them for their well-being and your safety

	<p>English YouTube Video:</p> <p>Spanish YouTube Video:</p>	 			
--	---	--	--	--	--

Social Emotional Development

<p>Wonderful Words of the Week:</p> <p>Veterinarian</p>	<p>"Caring for my Pet"</p>  <p>Materials: Paper Crayons Marker Pencil</p> <p>Procedure: Teacher will be introducing the objective and what the child will be learning today. Teacher will introduce the classroom mascot to the child and what is inside the material box. Teacher will start the song "B-I-N-G-O" and encourage the child to sing along. Teacher will introduce their pets and how they are well taken care of and how to care for their pets. Teacher will show the toys of what the pet likes to play with and to always respect the pet as their own family member. Teacher will give examples of different pets around the world of what the child would like to take care of such as, "Dogs, cats, birds, lizards, fish, etc." Teacher will begin the activity to show the child to draw their</p>	<p>Family Connections Pets are an important part of some families. Kindness is defined as the quality of being friendly, generous, and considerate. Kindness includes a combination of empathy, compassion, and helpfulness.</p> <p><i>Theme 2 PATT</i></p> <p><i>Parent letters</i></p> <p><i>Helping your child develop kindness</i></p> 	<p>Nursery Rhyme/s and Vocabulary Development Support</p> <p>"I have a pet" https://www.youtube.com/watch?v=pWepfJ-8XU0</p> <p>Entrance Song: "B-I-N-G-O" https://www.youtube.com/watch?v=mcPeKvFNP1Q</p> <p>Closing Song: "B-I-N-G-O" https://www.youtube.com/watch?v=mcPeKvFNP1Q</p> 	<p>Enrichment Activities</p> <p>Making your own social emotional feeling faces plates</p> 	<p>Special Need Adaptations Provide children with a stuffed animal so they can practice giving short commands (sit, roll over, stay) to a pretend pet.</p>
--	--	--	--	---	---

pet. If the child does not have a pet, they will draw a pet of what they would like. Teacher will ask the child questions about the pet they chose, "Example: If you chose a bird, what does the bird need? If you chose a dog, what will you need to take care of the dog? etc." Teacher will explain the reason why they are learning about pets and why are they important to us and how to take good care of their pets.

Before:


Do you have a pet? What is your pet's name? Does your pet have two legs, four legs or no legs? What color is your pet?

During:

How do you take care of your pet? Will your pet be indoor or outdoor? What doctor do you take your pet? Do you know how to bath your pet? What do you use on your pet when it is time to shower? What does your pet eat? What does your pet drink? Why does your pet have many needs and care?

After:

The reason why we are learning about pets, is because pets are important to us and the family. They keep us company and we accompany them. Pets are like family like your brother or sister or cousin, we show compassion with our pets



and we take care of them and we love them. Veterinarians are the doctors that take care of any type of pets and they take care of them like me and you.

English YouTube Video:



Spanish YouTube Video



Physical Development

Wonderful Words of the Week:

veterinarian

Bone Toss



How do bones look and feel like?

Learning Outcome:

kPPMP1 Child demonstrates control, strength, and

Family Connections

Pet walk

Pets are an important part of some families. Maybe you have one. Invite your child to go with you on a neighborhood walk.

You may have to use your ears as well as your eyes as you look and listen for clues that a pet is nearby

Nursery Rhyme/s and Vocabulary Development Support

Hey Diddle Diddle

<https://youtu.be/MzvS03kcWUU>



Entrance Song: Hello

<https://youtu.be/32ysrBC6B6k>

Enrichment Activities

This Is My Pet

<https://youtu.be/1QF51CvtiEw>

Walking your dog.
Playing catch with the dog.



Special Need Adaptations

Go outside and pick up sticks or rocks and pretend they are bones.

coordination of large muscles.

PMP2 Child uses perceptual information to guide motions and interactions with objects and other people.

P-SE3 Child engages in and maintaining positive interactions and relationships with other children

Encourage children to toss bones into the bowl. Have them describe where the bowls land each time. P-PMP1, P-PMP2, P-SE3
Place masking tape on the floor to create a throw line.

Place a dog bowl about four feet from the throw line.

Before: Do you have a pet at home? What does your pet eat?

During: Do you think the bone is going to land? How many bones do you think will land in the bowl? How do the bones look and feel like?

After: Where did the bone land?

English YouTube Video



Closing Song So Long Now
<https://youtu.be/IR9YzDRkN-Q>

Spanish YouTube Video




Music & Movement Development

Wonderful Words of the Week:

Veterinarian
pets
bunny

My Friend and My family



Procedures

1. Wash, dry and remove the label from the plastic bottle.
2. Decorate the bottle and the lid with stickers.
3. Put funnel on bottle opening and put 3 or 4 spoonful of your choice of rice, lentils or beans.
4. Twist close tightly and began to shake to make music
5. You can decorate with multiple stickers or paint the bottle.

Learning Goals:

This week, children will learn about different kinds of pets and ways to take care of them. Understanding that pets have needs and require special care can help children learn to be more compassionate and caring towards others.

Learning Outcomes:


Family Connections

Reinforce the relationship between cause and effect offering materials to make noise. Make musical items so that the child may explore. Recycle plastic bottles and fill them up with different items (cotton balls, beans, cereal or buttons) after filling the bottles up make sure they are closed tightly. Encourage your child to shake the bottle to explore the cause and effect. Your child will notice the difference between the noise a bottle with buttons make as to the bottle with cotton balls.

Nursery Rhyme/s and Vocabulary Development Support

My Pet, My Buddy

https://youtu.be/jw4xjl_j-UY



Entrance Song: BINGO

https://youtu.be/9mmF8zOlh_g

Closing Song: BINGO

https://youtu.be/9mmF8zOlh_g

Enrichment Activities

Play your child's favorite song, the one they like to dance and listen to, and use the material you have around the house such as scarf, ribbons, and have fun.

Special Need Adaptations

Special Need Adaptations Simple accessories like a scarf, hula hoops or balls and stuffed animals can help children with their creative movements. Remember to help the child learn different ways to use the accessories. Remember that recycle material or material that we have at home can also be used as instruments or dancing equipment.

Child engages in and maintains positive interactions and relationships with other children. (P-SE 3)

Child expresses care and concern towards others (P-SE 3)

Child has a sense of belonging to family, community, and other groups (P-SE 11)

Questions:

Before: Do you have a pet?

During: What is your pet's name? Does your pet like going on walks?

What does your pet like to eat? What does your pet like doing?

After: What color is your pet?

English YouTube Video:



Spanish YouTube Video:

